

# **Changes in fishing communities and Fisher women in Japan**

**Natsuko MIKI\*, Kumi SOEJIMA, Izumi SEKI**

\*National Research Institute of Fisheries Science,  
Japan Fisheries Research & Education Agency

# Contents

## 1. Statistics

about the number of fisher worker in Japan

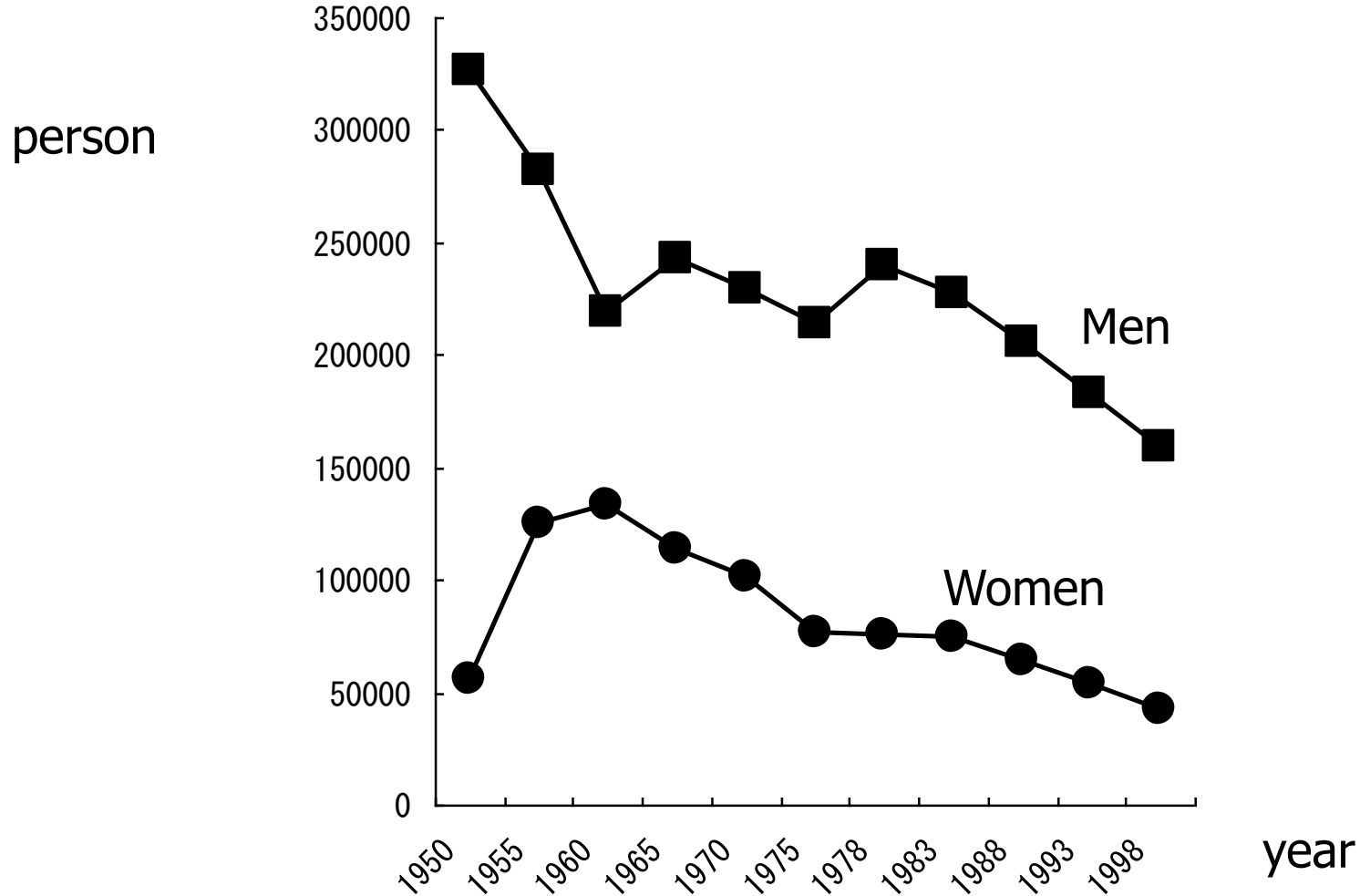
## 2. Present condition

of fishery and fishing community in Japan

# Statistics

about the number of fisher-person  
in Japan

# Change in numbers of fishery workers(1)



Source: Census(Ministry of public management)  
Fishery Census(Ministry of agriculture and forestry, fishery)

# Change in numbers of fishery workers(2)

Classification		1993	2003	2013
Total		324,886	238,371	180,985
Men	Total	267,863	199,163	157,117
	Self-employed	183,089	139,827	89,424
	Hired	84,774	59,336	67,693
Women	Total	57,023	39,208	23,868
	Self-employed	53,503	35,999	19,823
	Hired	3,520	3,209	4,045

**2013**

**Rate of women in fishery worker : 13%**

**Rate of Self-employed in fishery women : 83%**

# Number of fishery workers and number of worker only on land(2008)

Sex	Fishery worker (person )	Peak number of worker only on land(person)
Total	221,908	313,072
Women	34,088	122,369
Men	187,820	190,703
Rate of women (%)	15	39











Gill net



# Change in number of fishery women by type of fishery

Type of operation	Type of fishery	2008年		2003～2008年の	
		Number of fishery worker {person}	Rate of women (%)	Decrease rate (%)	
				women	men
1. One-person operation type	Shellfish Gathering	7,960	32.2	-7.5	-9.3
	Seaweed Gathering				
2. Aquaculture type	Laver seaweed culture	3,447	37.6	-23.0	-22.6
	Scallop culture	2,184	32.7	-16.0	-19.0
	Oyster culture	1,193	27.9	-22.0	-16.8
3. Men and women operation type	Gill netting	3,920	19.7	-29.3	-24.9
	Small size trawl	1,535	15.9	-23.3	-19.9
	Coastal angling	930	5.1	-32.2	-25.2
	Small set net	921	22.4	-28.5	-27.2















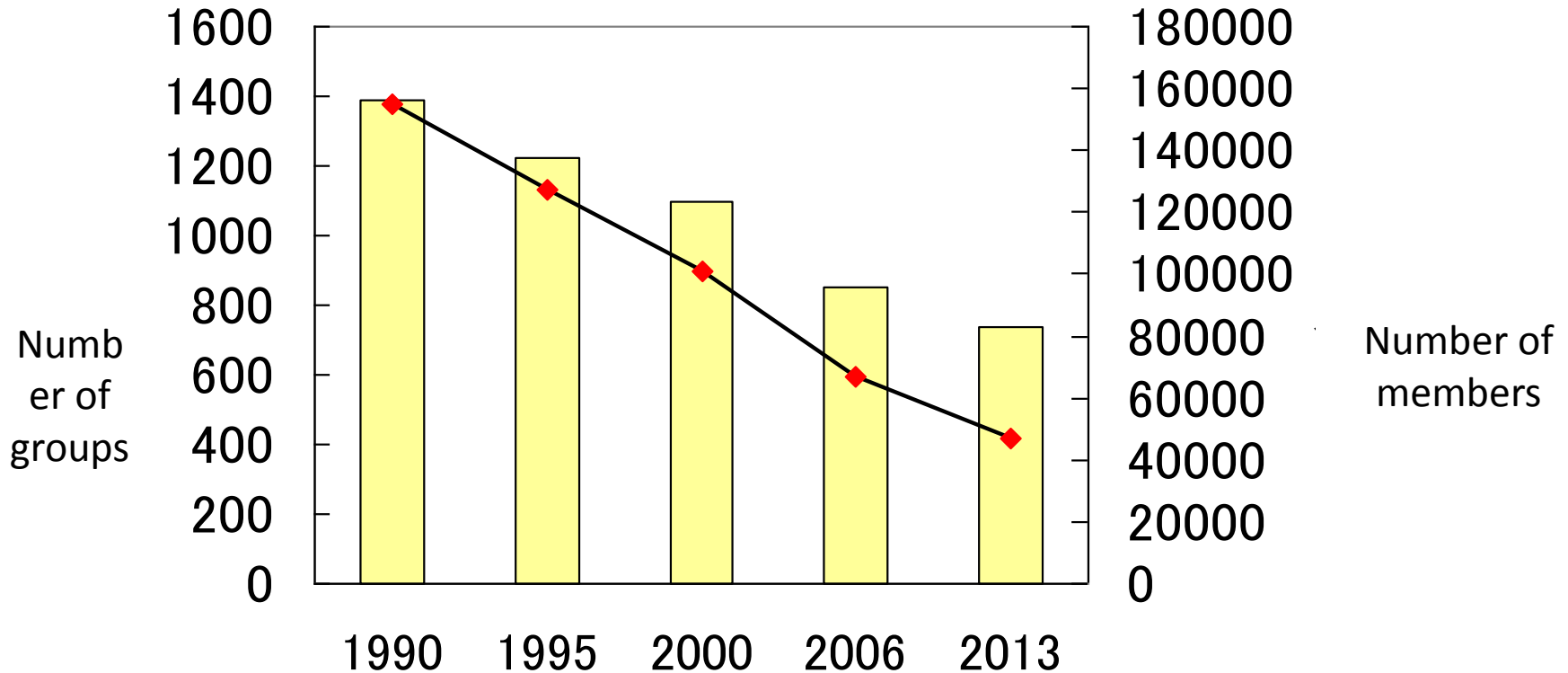


# Women in FCA

★ Rate in regular member(2015): 5.4%

★ Rate in officer (2015) 0.5%

★ Women's group in FCA



**Peak of number of women's group members  
226,664 person ( 1961)**

# Changes of fishing communities

2017

- Number of fishing communities : about 6,300
- Population of fishing communities:  
about 1,920,000 (decrease)
- Aging rate of population  
in fishing communities :38% (Japan 29%)

# Estimation of the number self employed fisher men in 2028 by Dr.Masakazu yamauchi (waseda univ.) 2015

**2013** 89,424 person



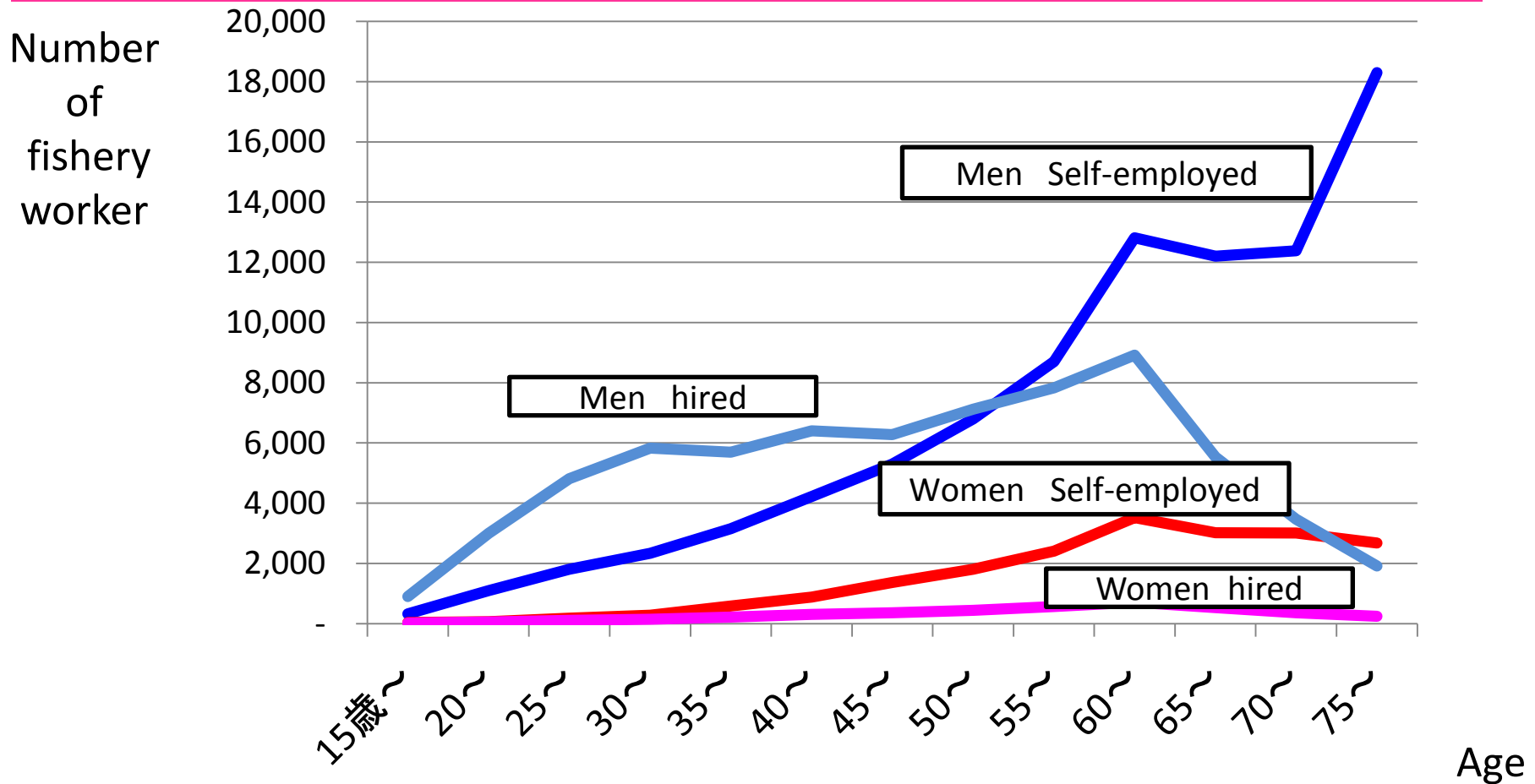
2028

★ Case of maintain current reduction rate : 41,463

★ Optimistic number : 55,834

★ Pessimistic number : 32,476<sub>18</sub>

# Change of generation in fishery worker



**New fisher : about 2000 people/year**

# Case 1: Solitude type

## Sai Village in Aomori pref.

Population: about 2000

Number of fishery worker: about 160

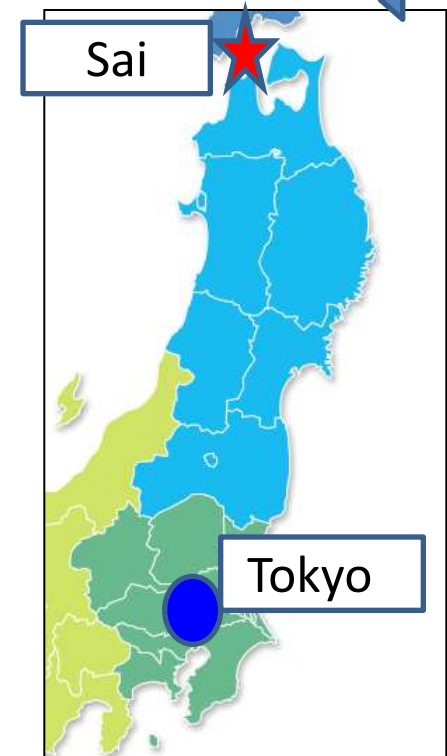
2016: Village recruited new fishers

2017~: 4 new fishers start fishery.



Wakame seaweed culture

[https://saikanko.sakura.ne.jp/shop/products/list.php?category\\_id=11](https://saikanko.sakura.ne.jp/shop/products/list.php?category_id=11)





# Case2:City type

Zushi City in Kanagawa pref.



**Zushi:** Population 127.000, 34 regular members

1 hour from Tokyo by train

Several women have joined to fishery from around 2000' s.



# Reform of fishery policy in Japan

- 2018 : fishery agency proposed it.
- Main point
  - ‘Growth industry-ization for fishery’
  - resource management
  - distribution
  - aquaculture
- Almost no policy about fishing community

# What is happiness of living in fishing community ?

- income
- worth doing of work
- family
- Life environment
  - Natural environment
  - Child rearing environment
  - human relations
    - of the area inside and outside
    - etc.



