

FISHERWOMEN IN KERALA STATE OF INDIA: AN EXTENSION PERSPECTIVE

Sajesh.V.K., Pe.JeyyaJeyanthi and Rejula.K

ICAR-CIFT

Kerala



Fisheries-Parameters	Kerala	India
Length of coastline	590 Km	8118Km
Number of marine fisheries villages	222	3477
Annual fish production	0.68 MMT	14.16MMT
Marine	0.48MMT	3.72 MMT
Inland	0.2 MMT	10.43MMT
Total fisheries population	1044361	2,80,63,538
Active fishermen registered (Marine)	295787	1153553

Fisher folk Population in Kerala

District	Marine			Inland			Total			
	Male	Female	Children	Male	Female	Children	Male	Female	Children	Total
TVM	64533	56956	50601	455	531	455	64988	57487	51056	173531
KLM	40702	33816	20373	13784	12981	8303	54486	46797	28676	129959
PTA	0	0	0	951	826	385	951	826	385	2162
ALP	53601	48964	28512	25508	24424	13243	79109	73388	41755	194252
KTM	0	0	0	10043	9517	5877	10043	9517	5877	25438
IDK	0	0	0	273	273	174	273	273	174	720
EKM	29269	27404	17312	24181	23674	17241	53450	51078	34554	139081
TSR	21129	21697	14271	8081	7404	4692	29210	29101	18964	77274
PKD	0	0	0	880	7404	889	880	871	889	2640
MLP	36425	29034	26217	1845	1610	868	38270	30644	27085	95999
KKD	39769	34454	26299	4263	4484	3478	44032	38938	29777	112747
WYD	0	0	0	78	84	76	78	84	76	238
KNR	19648	10179	8770	2473	2615	1397	22121	12794	10167	45082
KSD	17889	16475	9866	420	400	189	18309	16875	10055	45239
kerala	322965	278979	202221	93235	89694	57267	416200	368672	259488	1044361

Gender-Wise Fishing and Allied Activities

District	Marketing of fish		Making/ Repairing Net		Curing/ Processing		Peeling		Labourer		Others	
	Male	Female	Male	Female	Male	Female	Male	Female	Male	Female	Male	Female
Thiruvananthapuram	584	10,725	190	1,085	128	1,899	4	454	612	738	1,447	1,397
Kollam	75	1,501	98	169	10	1,966	11	4,828	134	161	247	85
Alappuzha	230	161	351	46	49	615	25	11,815	172	251	407	236
Ernakulam	297	217	196	23	52	931	174	3,076	1,249	87	602	141
Thrissur	313	100	10	4	28	195	1	257	153	42	74	47
Malappuram	627	75	38	2	15	377	14	66	422	102	629	278
Kozhikode	621	133	56	150	37	2,157	21	413	949	98	1,312	840
Kannur	241	309	51	10	11	32	2	13	72	56	347	259
Kasaragod	46	2,408	48	2	2	2	1	2	30	71	101	24
Total	3,034	15,629	1,038	1,491	332	8,174	253	20,924	3,793	1,606	5,166	3,307

Educational Status of Fisherwomen

Level	Percentage
Primary	41.67
Higher secondary	44.13
Above HS	9.47
Graduation and above	4.72

Marine fisheries census, 2016

Perceived constraints of coastal women

- * Lack of access to institutional finance
- * Lack of awareness on available technologies
- * Transportation/mobility constraints
- * Inadequate storage facilities
- * Inadequate extension services
- * Livelihood-related health hazards
- * Seasonal variations in the arrival and price of raw materials
- * Lack of access to development departments
- * Control of local markets by wholesale dealers
- * Seasonal variations in sales
- * Seasonal unemployment
- * Constraints of fish drying during rainy season

(Jeeva,2017;salim,2016,Priya and Sreegangadharan,2016, Sathiadas 2009)

* **Role of extension is evolving**

- **Communication of innovation and policies**

- **Technology Assessment and refinement**

- ✓ **All the different activities that provide the information and services needed and demanded by farmers and other actors in rural settings to assist them in developing their own technical, organisational, and management skills and practices so as to improve their livelihoods and well-being'(GFRAS,2016)**



* Fisheries Extension System in Kerala

Extension System in Fisheries Sector of Kerala--An Overview

Sector	Agencies	Major Activities
Public	1. State Department of Fisheries	Implementation of Government policies
	• Matsyafed	Provision of inputs and credit for traditional fishermen
	• KSCADC	Infrastructure development in coastal area
	• SAF	Entrepreneurship development among fisherwomen through JLGs
	• paraprofessionals	'Sagarmitra' in each fishing village
	2. NETFISH-MPEDA	Capacity development programmes
	3. Academic & Research Institutes	Outreach programmes Trainings-Processing, Value addition, navigation, sea safety
	CIFT,CMFRI,CIFNET	Entrepreneurship development Model villages
	NIFPHATT,KUFOS	

Extension System in Fisheries Sector of Kerala--.....

Sector	Agencies	Major Activities
Private	Input Suppliers	Information about innovations in fisheries
	CSR based (Reliance foundation)	Information dissemination through various means
NGOs	SIFFS, FML CSCF	Livelihood development activities Participatory development Policy advocacy Conservation and sustainability

Society for Assistance to Fisherwomen (SAF)

- * Registered under Travancore- Cochin Literary and Charitable Societies Act on 1st June 2005 with the mandate to work for the empowerment of fisherwomen across Kerala state.
- * By merging the Tsunami Rehabilitation Programme (TRP) (supported by the Asian Development Bank) and Tsunami Emergency Assistance Programme (TEAP)

SAF-Objectives

- * To initiate, encourage and strengthen locally social organisation among fisherwomen in coastal areas
- * To help the fisherwomen to avail the development schemes implemented by VARIOUS Agencies.
- * To pick up micro enterprises for traditional fisherwomen in the neighborhood.
- * To strengthen the poverty eradication programmes.
- * Need based convergence of resources of various Departments and organizations for fisherwomen welfare activities..
- * To strengthen the organized livelihood activities of fisherwomen groups and to strengthen their economic efficiency.

Society for Assistance to Fisherwomen (SAF)

- * **2652 Theeramythri groups** of which 1500 are active (sales volume 91 crores)
- * Plan to have 500 more groups with 2-5 members (1 lakh/person as grant)
- * Theeramythri councils at Panchayat level for monitoring
- * **200 Fish vending women JLGs** in Alappuzha: Rs.50,000 per group as revolving fund
- * **56 Sea food restaurant** : Rs.5 lakh grant for group
- * Trainings are organised by district mission coordinators
- * (3-4 coordinators per district)
- * **Theeranypunya**: making educated youth in coastal areas employable: 1000 youth trained

SAF Intervention

State/ District	Technology Improvement			Theeranypunya	
	Unit Benefited	Fisher Women Benefited	Amount (Rs. in Lakhs)	Fisher Women benefited	Amount (Rs. in Lakhs)
KERALA	171	502	45.16	195	33.08
Kasargod	8	23	1.99	0	0
Kannur	6	17	1.46	0	0
Kozhikkode	20	59	4.27	37	5.82
Malappuram	1	3	0.21	0	0
Thrissur	33	98	8.4	0	0
Ernakulam	42	126	13.84	38	5.07
Kottayam	18	49	4.37	0	0
Alappuzha	10	24	2.14	86	13.93
Kollam	12	35	3.28	34	8.26
Thiruvananthapuram	21	68	5.2	0	0

Impact of Theeramythri

Parameters	Innovators Score
Social	
Networking	0.55
Improved Social Status	0.68
Supporting Family	0.54
More acceptance in the family/ society	0.66
Group coherence	0.65
Increased participation	0.58
Motivation	0.50
Independence	0.51
Economic	
Improved income	0.75
Linkages with other institutions	0.67
Better savings	0.64
Rational decision making	0.74
Identification of new enterprises	0.63
Quality of life	0.61
Independence	0.60
Skills	
Marketing	0.66
Soft skills	0.52
Technical skills	0.58
Book keeping	0.60
Accounting	0.63
Leadership	0.50
Improved knowledge	0.61
Changed attitudes	0.55
Better access to information	0.75

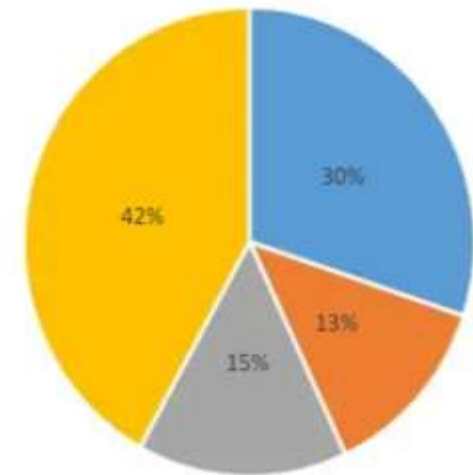
Salim,2016

15

Dimensions	Respondents(%)
Access to employment	100
Access to credit	100
Access to market	100
Decision making	60

(Dhanya,2016)

Economic impact of SAF



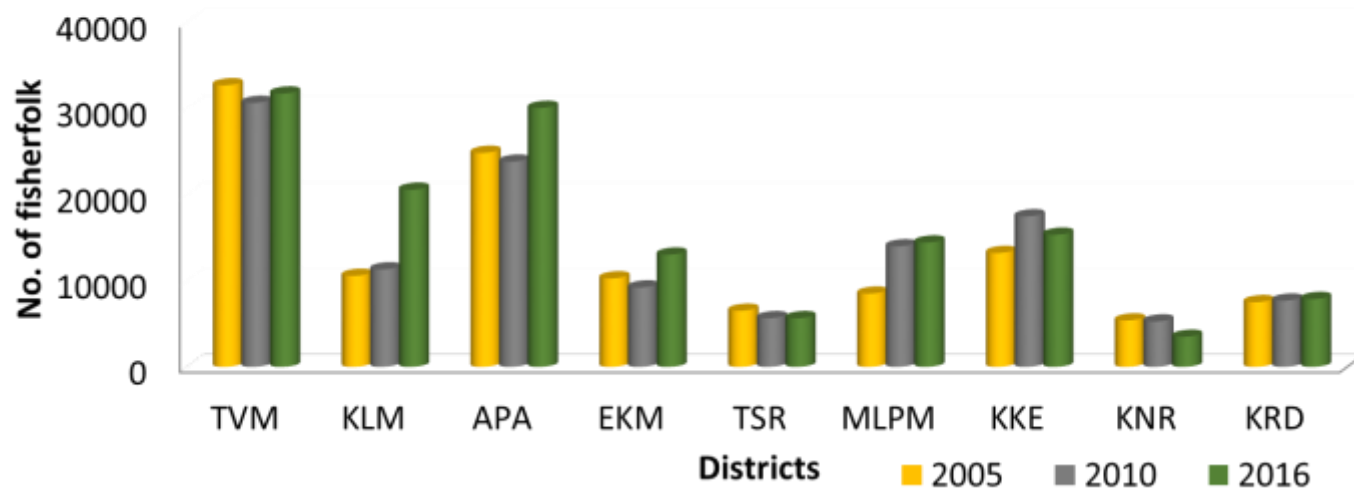
- Income and saving
- Economic independency
- Family Buge t Allowcation
- Affiliation with financial institutions

Shakir,2017

Kerala State Cooperative Federation for Fisheries development Ltd (*Matsyafed*)

- **Apex federation of fishermen co-operative societies in Kerala**
- **335 out of 653 fishermen co-operatives in marine sector**
- **53 clusters; 44 project officers**

Inter-district variation in fisheries co-operatives membership



Kerala State Cooperative Federation for Fisheries development Ltd (Matsyafed)

* **DEVELOPMENTAL PROGRAMMES**

- Integrated Fisheries Development Programmes (procuring fishing implements)
- Subsidy schemes (motorisation, fishing gear, micro enterprise)

* **EMPLOYMENT GENERATION PROGRAMMES**

Microfinance for SHGs: 16,000 SHGs

* **WOMEN EMPOWERMENT PROGRAMMES**

IFL schemes: Rs. 172.62 crore distributed

* **WELFARE PROGRAMMES**

Input security schemes (insurance)

* **Commercial operations**

Women centric schemes of Matsyafed

	No. of Beneficiaries	Amount Disbursed (Rs. in Lakhs)
Micro Finance Scheme	33363	7780.4
Interest Free Loan	12756	2412.3
Development of Micro enterprises (DME)	1003	723.27
Shift to appropriate business	36	6.49

NGOs

- * *Livelihood development activities*
- * *Participatory development*
- * *Policy advocacy*
- * *Conservation and sustainability*

- Kerala Social Service Forum,
- South Indian Federation of Fishermen societies,
- Coastal Students Cultural Forum,
- Friends of Marine Life



***Observations from field**

Dry fish entrepreneurs

(Ernakulam, Kozhikode, Thiruvananthapuram)

Information Needs	Important (%)	Access (%)
1. Innovations in fish drying	92.5	32.5
2. Standards/procedures	60	10
3. Waste Management	30	12.5
4. Market Price of fish	75	67.5
5. Credit and subsidies	87.5	12.5
6. Government schemes and policies on fisheries	92.5	25
Training		
1. New technologies	72.5	15
2. Hygienic handling	37.5	5

Issues

Information and training	Strategies
Lack of awareness about sources of information	Training intervention by DoF and SAF needs to be upscaled in terms of follow up measure and provision of inputs ,servics etc.
Unavailability of required training	
Other	
Increasing price (fish, salt)	Requires policy level intervention
Climate related issue	
Marketing	
Cheaper products from other states	

Access to Services by Fisherwomen (Ernakulam district)

Services	Agency	Proportion of respondents(%)
Credit	SAF	34
	Matsyafed	45
	Kudumbasree	20
	Co-ops	16
Subsidy	SAF	36
	Matsyafed	14
Technical Information	SAF	33
Skill Training	SAF	38
	Res.Instt	8
	Matsyafed	3

Women in Marketing of Fish: The Case of Kasaragod District

- * **Purchase of Fish for sale:**
 - Purchasing fish at the whole sale markets.
 - Time of auctioning, Weighing related issues
- * **Informal markets:**
 - Vending space under threat of eviction
- * **Access to capital:**
 - * Prevalence of money lenders
- * **Mobility**

Reflections...

- * **Limited access to extension services by fisherwomen**
- * **Fresh fish vendors and workers in pre processing units are least served**
- * **Need for inclusive extension approaches in fisheries-ergonomics, health related etc**
- * **Up scaling the activities of SAF and Matsyafed**
- * **Convergence**



*Constraints

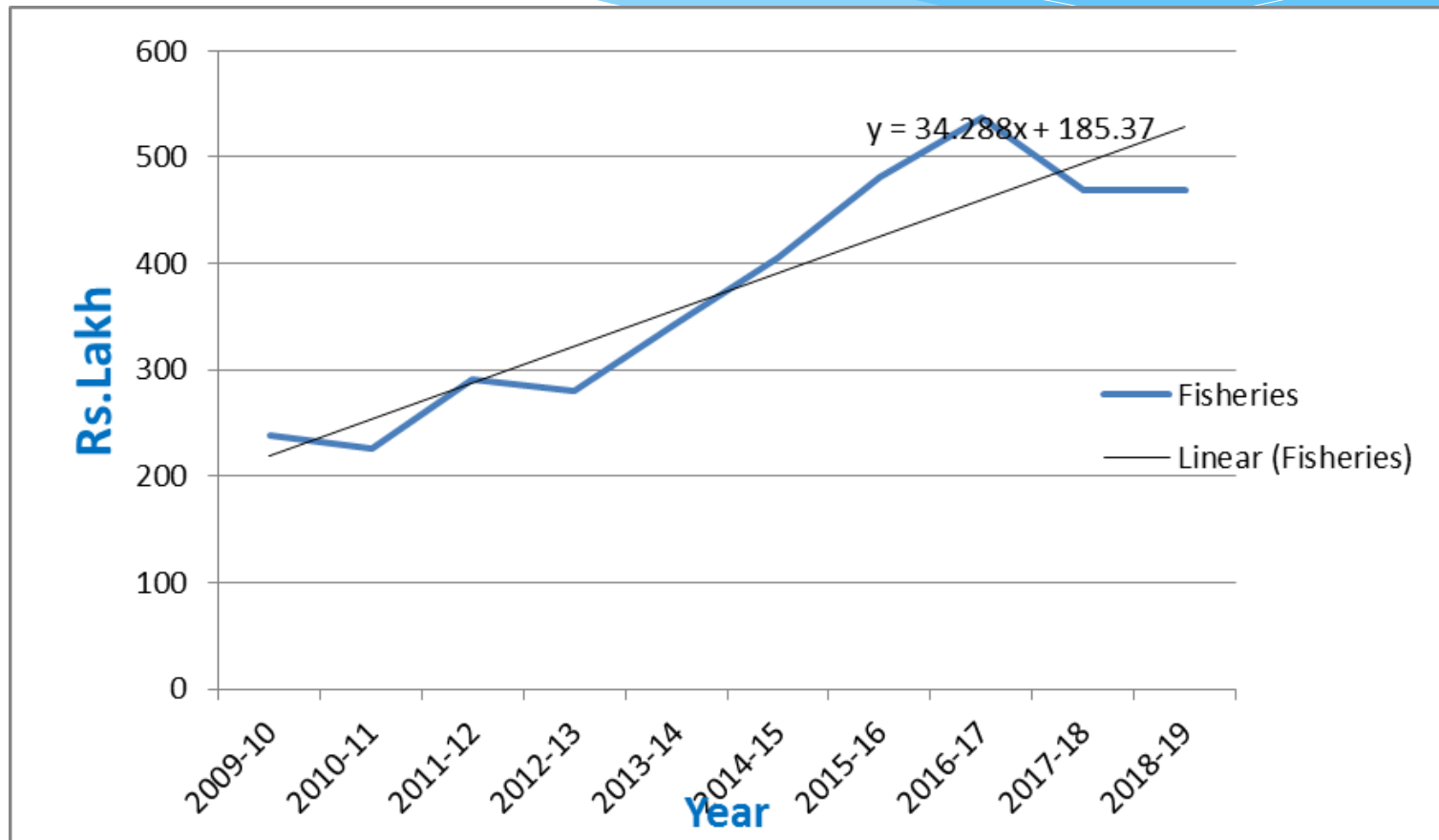
-Human and financial resources

Human Resource

Sl.No	Post	Sanctioned
Dept.of Fisheries		
1	Fisheries Extension Officer	76
2	Assistant Fisheries Extension Officer	66
3	Fisheries Officer	106
Matsyafed		
1	Project officer	44

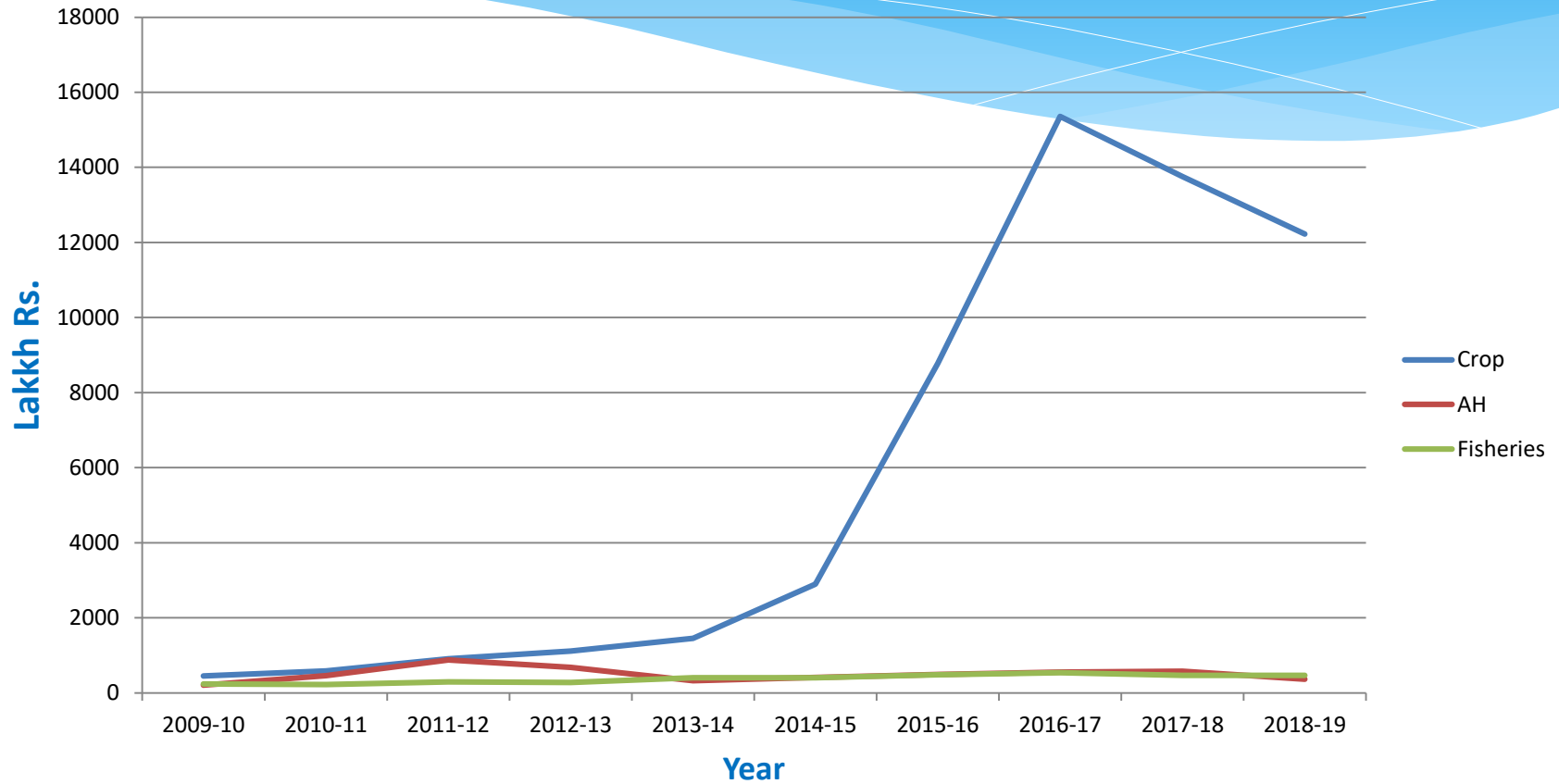
Total fisher folk population: 1044361

Trend in Expenditure on Fisheries Extension in Kerala



real price (in constant 2004-5 prices)

Expenditure on Extension in Kerala



real price (in constant 2004-5 prices)

Perceived role performance of fisheries extension personnel

EAS Roles (GFRAS,2016)	Role Performance Index Score
1.Creating awareness about innovative technologies and practices among fishermen	0.84
2. Understanding about standards/ regulations/ policies in fisheries and communicating the same to fishers	0.88
3. Conducting capacity building programmes	0.96
4. Organising technology demonstrations	0.92
5.Awareness on fisheries schemes	0.91
6. motivating and ensuring fishermen's' participation in extension activities	0.88
7. facilitating the use of e-learning, mobile technology, internet, social media etc	0.8
8.Promotion of feedback and demand policy	0.76
9. preparing instructional and advisory materials	0.92

EAS role	RPI Score
10. establish good liaison with Resource persons and Institutions	0.72
11. Promotion of and involvement in market linkage activities	0.68
12. engage stakeholders in needs assessment and prioritization	0.76
13. allocating financial resources and inputs to address priority needs	0.68
14. involve NGOs, women's groups and cooperatives in extension programs	0.8
15. collaborate with other department/ agencies to avoid duplication in programs	0.8
16. coordinate extension programs and activities with Local self governments	0.88
17. teamwork to achieve extension results	0.88
18. participatory decision-making model in extension work	0.92
19. use various communication channels to disseminate information	0.8
20. monitoring and evaluation of extension programmes	0.84

Conclusion

- * **Inclusive extension system**
- * **Augmenting fisherwomen collectives**
- * **Policy support**



*Thank You